



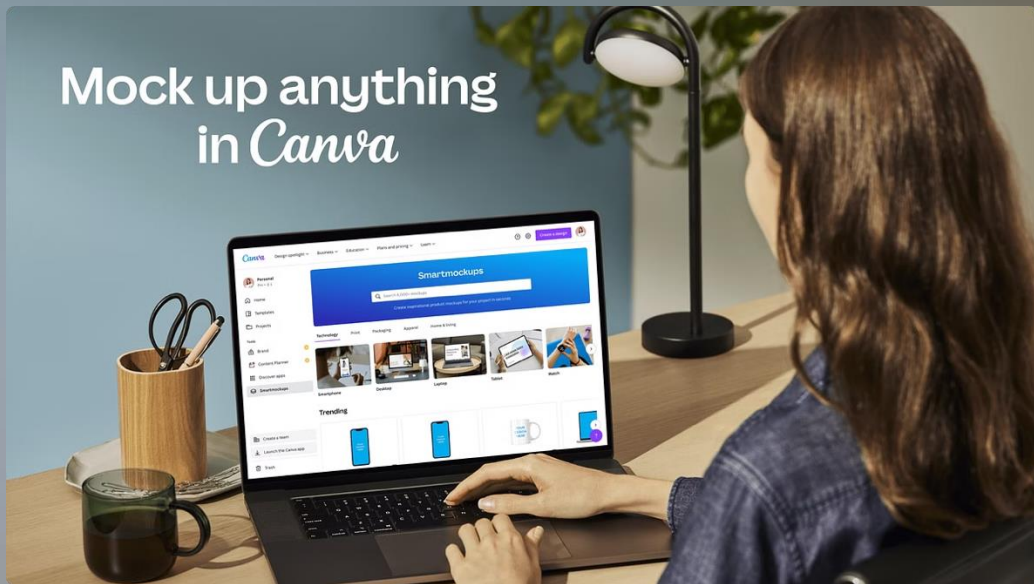
Enhancing Medical Practice Management with Canva

Medical practices face unique challenges in creating professional visual materials. Clear visual communication is essential for patient education and practice management.

Canva offers a powerful, accessible solution that requires no design expertise.



by Laura Kathryn Neal



What is Canva?



User-Friendly Design

Intuitive drag-and-drop interface makes creating professional designs simple. No technical skills required.



Vast Template Library

Over 250,000 pre-designed templates save time. They're easily customizable for healthcare needs.



Free Version Available

Access core features at no cost. Premium options exist but aren't necessary for most practices.

Creating Health Infographics

Select a Template

Choose from hundreds of health-specific templates. They're professionally designed and ready to customize.

Add Your Content

Insert your medical information. Keep text concise and use medical icons for clarity.

Customize Colors

Align with your practice branding. Use color psychology to enhance understanding.

Publish and Share

Download in various formats. Print for office display or share digitally.

**PROTECT EACH OTHER,
STAY SAFE TOGETHER**

Always clean hands,
Don't give COVID-19
a chance!



Cover coughs
and sneezes,
Protect yourself and
others from diseases



Wear mask outside
your home,
So you may
safely roam



Don't touch mouth,
nose, and eyes
Unless hands are
properly sanitized!



Open doors
and windows,
Breathe fresh air
and let it flow



Avoid crowded places,
Limit time in enclosed
spaces



Stay at home if
you're feeling sick,
Seek medical care
and act quick



1-meter away,
Keep viruses at bay



Get latest news
from trusted sources,
Fight the virus with
these resources



Patient Education Materials



Brochures & Handouts

Create tri-fold brochures explaining complex conditions. Design eye-catching handouts that patients will keep.



Customized Education

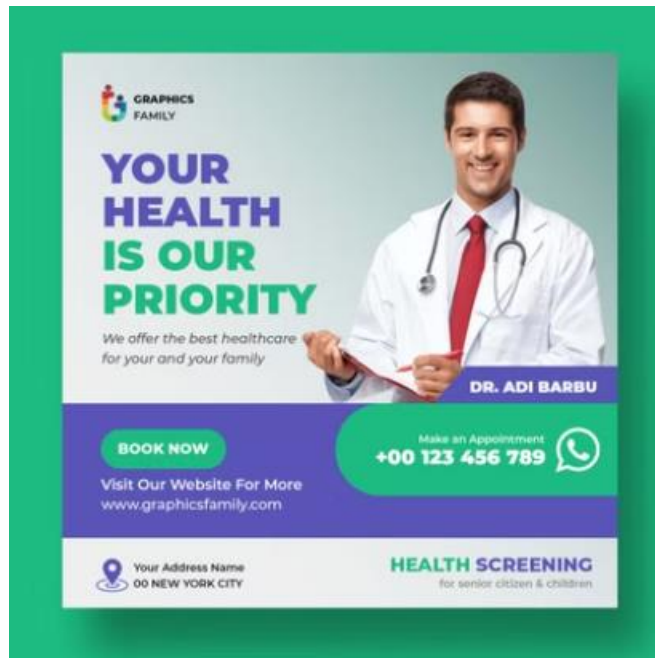
Tailor materials to specific patient populations. Add illustrations that improve comprehension of medical concepts.



Consistent Branding

Maintain visual consistency across all materials. This builds patient trust and practice recognition.

Social Media Graphics



Social media extends your practice's reach and builds community trust. Canva's platform-specific templates ensure your content looks professional on every channel.

Schedule campaigns around health awareness events to maximize engagement.

Office Signage

Wayfinding Signs

Create clear directional signage for your facility. Help patients navigate your office with confidence.

Health Protocol Posters

Design eye-catching hygiene reminders. Update quickly as guidelines change.

Waiting Room Displays

Develop informative posters about services. Educate patients while they wait.

Staff Recognition Boards

Showcase team credentials and achievements. Build patient trust through transparency.



Appointment Cards and Reminders

1

Create Branded Templates

Design appointment cards that reflect your practice identity. Include your logo and consistent colors.

2

Customize Information

Add specific details for different appointment types. Include preparation instructions when needed.

3

Generate Digital Versions

Create email and text-friendly reminders. Make them shareable to patient devices.

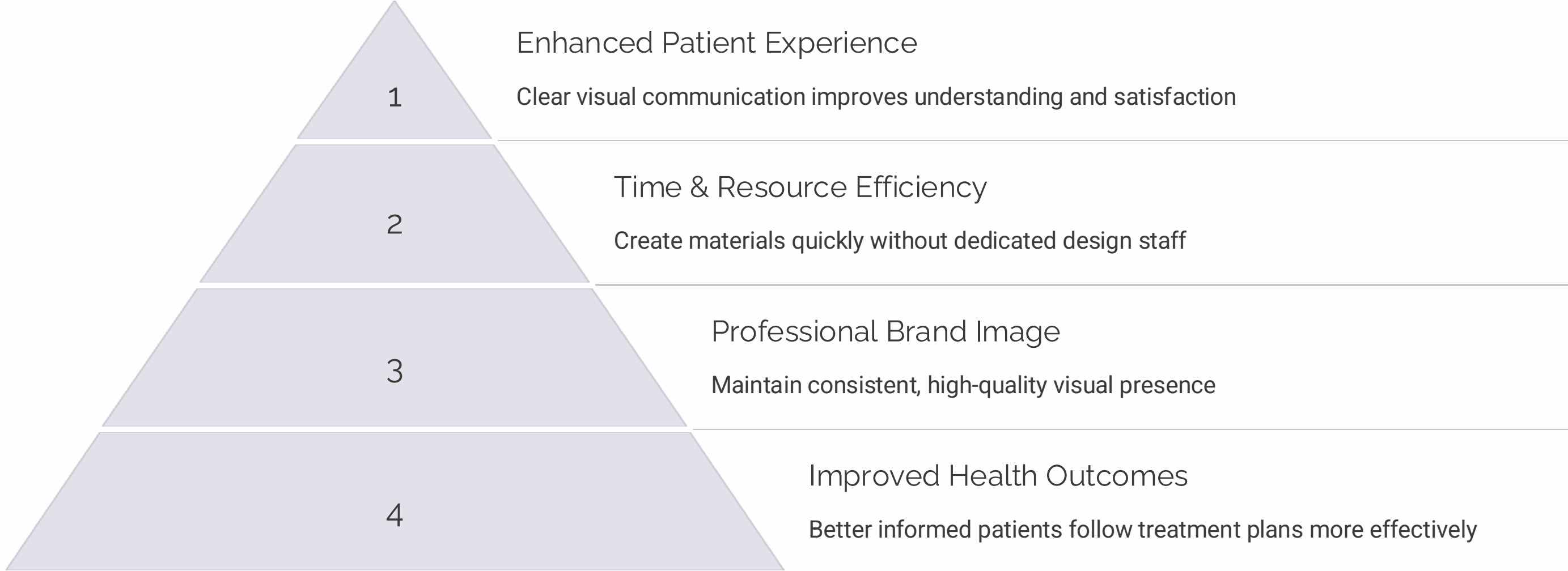
4

Print as Needed

Print only what's required. Reduce waste while maintaining professional quality.



Benefits of Using Canva in Medical Practice



Start with simple projects like appointment cards. Gradually expand to more complex materials as your team gains confidence.

Contact Information

Dr. Laura Kathryn Neal

drlauraneal@gmail.com (personal email)

<http://www.linkedin.com/in/drlauraneal>

